



**A MOM'S
GUIDE
TO A FUN,
MEANINGFUL
SUMMER WITH YOUR
KIDS!**

HELPCLUBFORMOMS.COM

Welcome to the BEST Summer Ever!

What an immense blessing it is to be "mama" to our sweet little ones! We are the ones their sticky hands reach for. We are the ones they long to snuggle into, hot breath, sweaty hair and all.

We have the privilege of celebrating their every tiny, proud accomplishment and carrying them through their darkest days.

Don't overlook these little things, mama. They are limited, finite.

God entrusts these wild, wonderful creatures to us for just a short time before their wings are strong enough to carry them on to whatever journey God has for them. Will you choose to love this time with them? Be intentional with your joy this summer my friends! And let your incredible love bring joy to the hearts of your sweet kiddos as well.

What can YOU do to saturate today in joy? Can you lean in close when you feel like pulling away? Can you have a snuggle party, a dance contest, a water fight? Can you choose to not yell about the colossal mess, but make a game of cleaning it up together? Can you draw silly pictures with your little artist? Take a walk and let your explorer stop to look at every bug, rock, and mysterious weed? Stay up too late with your sweet one, just to talk?

BE the mom you want to be this summer! Nothing is standing in your way! Love those little ones right where they are, struggles and all. Let your love fill their hearts to the brim with joy this summer. I promise that feeling of joy will infuse their memories long after they have forgotten all of the little activities you have done. You are the mama they need, and you hold the joy their little hearts are longing for!

Summer Bible Reading Plan for Moms

You long to teach your little ones about the Lord as Deuteronomy 6:4-8 commands us to, but it is impossible to pour out when our spirit is empty. Feed your spirit daily on the Word of God, prayer and seeking the Holy Spirit this summer my friend! Spirit care is so much more important than self care!

Suggestions: Grab your Bible, a notebook and pencil. Read the daily passage, write down any portions that stand out to you and then jot down what God is speaking to your spirit about these passages. There are only four daily passages each week to allow for missed days. On the remaining days of the week, please continue seeking the Lord through His own direction in the Word and prayer!

P.S. There is only a small nugget of Scripture to read and meditate upon each day, so be sure you are focused on really digging deep into each passage!

Weekly Plan for Reading Galatians + Ephesians

Week 1 Galatians 1:1-5, Galatians 1:6-10, Galatians 1:11-24

Week 2 Galatians 2:1-5, Galatians 2:6-10, Galatians 2:11-21

Week 3 Galatians 3:1-14, Galatians 3:15-22, Galatians 3:22-29

Week 4 Galatians 4:1-7, Galatians 4:8-20, Galatians 4:21-31

Week 5 Galatians 5:1-6, Galatians 5:7-12, Galatians 1:13-26

Week 6 Galatians 6:1-5, Galatians 6:7-10, Galatians 6:11-27

Week 7 Ephesians 1:1-10, Ephesians 1:11-14, Ephesians 1:15-23

Week 8 Ephesians 2:1-10, Ephesians 2:11-13, Ephesians 1:14-22

Week 9 Ephesians 3:1-6, Ephesians 3:7-13, Ephesians 3:14-21

Week 10 Ephesians 4:1-13, Ephesians 4:14-16, Ephesians 1:17-32

Week 11 Ephesians 5:1-7, Ephesians 5:8-20, Ephesians 5:21-33

Week 12 Ephesians 6:1-9, Ephesians 1:10-20, Ephesians 1:21-24

Cherish Your Marriage This Summer

Need some ideas to help you cultivate your marriage this summer? Check these out! Pray and ask the Lord for wisdom, allow Him to direct you as a wife!

Compliment a Day: Be intentional in noticing things you appreciate about your husband. Commit to paying him at least one genuine compliment a day!

Think On These Things: When your thoughts toward your husband are negative, your attitude and actions often follow. When a negative thought regarding your husband pops into your mind, don't allow yourself to entertain it even for a second. Immediately send that negative thought packing and replace it with a positive one instead. Take some time to jot down a few things you love about your husband so you will be prepared the next time a hurtful thought comes to mind!

Pray for your Man: Be sure you are bathing your spouse in prayer each day. The most important time to pray for your husband is when you are frustrated with him. Before you say a word, take a few minutes to pray words of blessing over your husband. Pray that the Lord would bless your husband, make His face shine upon him, be gracious to him and give him peace (Numbers 6:24-26) and that he would grasp how wide and long and high and deep is the love of Christ for him (Ephesians 3:14-21).

Do Something Special: Try to find one special thing to do for your husband each day. Make his favorite meal, do something that speaks love to him, write him a little note, initiate intimacy, bring him a little treat..the sky is the limit!!

Scriptures to Pray for Your Husband

Pray that your husband will know the depth of God's love for him.

"[That you] may have power, together with all the Lord's holy people, to grasp how wide and long and high and deep is the love of Christ" (Ephesians 3:18).

Pray that your husband lives in accordance with God's calling for his life."

As a prisoner for the Lord, then, I urge you to live a life worthy of the calling you have received. Be completely humble and gentle; be patient, bearing with one another in love" (Ephesians 4:1-2).

Pray that the Lord will bless your husband's work.

"Do you see someone skilled in their work? They will serve before kings; they will not serve before officials of low rank" (Proverbs 22:29).

Pray that God will make your husband a man of integrity.

"The integrity of the upright guides them, but the unfaithful are destroyed by their duplicity" (Proverbs 11:3).

Pray that he will be filled with compassion, kindness, humility, gentleness, and patience.

"Therefore, as God's chosen people, holy and dearly loved, clothe yourselves with compassion, kindness, humility, gentleness and patience" (Colossians 3:12).

Pray that your husband will desire wisdom and seek it diligently.

"If any of you lacks wisdom, you should ask God, who gives generously to all without finding fault, and it will be given to you" (James 1:5).

Pray that your husband will trust in the Lord for his strength.

"The Lord is my strength and my shield; my heart trusts in him, and he helps me" (Psalm 28:7).

Pray that he will stand up for what is right and defend the weak.

"Learn to do right; seek justice. Defend the oppressed. Take up the cause of the fatherless; plead the case of the widow" (Isaiah 1:17).

Pray that God will strengthen your husband to resist temptation.

"No temptation has overtaken you except what is common to mankind. And God is faithful; he will not let you be tempted beyond what you can bear. But when you are tempted, he will also provide a way out so that you can endure it" (1 Corinthians 10:13).

Pray that your husband will love God with his whole heart.

"Love the Lord your God with all your heart and with all your soul and with all your strength" (Deuteronomy 6:5).

Scriptures to Pray for Your Kids

Pray that your children will follow the Lord with their whole heart and serve Him their whole life.

"It is the Lord your God you must follow, and him you must revere. Keep his commands and obey him: serve him and hold fast to him" (Deuteronomy 13:4)

Pray that your children will be strong and courageous as they face the challenges before them.

"Have I not commanded you? Be strong and courageous. Do not be afraid; do not be discouraged, for the Lord your God will be with you wherever you go" (Joshua 1:9)

Pray that they will be powerful leaders in speech, in action, in love, in faith, and in purity.

"Don't let anyone look down on you because you are young, but set an example for the believers in speech, in conduct, in love, in faith and in purity" (1 Timothy 4:12)

Pray that your children will know they can do all things through God's strength.

"I can do all this through him who gives me strength" (Philippians 4:13)

Pray that your children will become hard workers, to please God alone. "Whatever you do, work at it with all your heart, as working for the Lord, not for human masters" (Colossians 3:23)

Pray that they will shine the light of Jesus each day so that others will see the goodness of God.

"In the same way, let your light shine before others, that they may see your good deeds and glorify your Father in heaven" (Matthew 5:16)

Pray that your children will stand apart in this world by doing the will of God and following Him.

"Do not conform to the pattern of this world, but be transformed by the renewing of your mind. Then you will be able to test and approve what God's will is—his good, pleasing and perfect will" (Romans 12:2)

Pray that God will open your children's eyes to His purpose and plans for their lives.

"For we are God's handiwork, created in Christ Jesus to do good works, which God prepared in advance for us to do" (Ephesians 2:10)

Pray that your children will be kind, compassionate, and forgiving toward others.

"Be kind and compassionate to one another, forgiving each other, just as in Christ God forgave you" (Ephesians 4:32)

Pray that they will know the unfailing love of God and take refuge in Him.

"How priceless is your unfailing love, O God! People take refuge in the shadow of your wings" (Psalm 36:7)

Best Summer Ever Bingo (Part 1)

Moms, check out this super fun activity you can do with your kids!! Print off bingo cards for each person and complete activities on your list to mark off spaces! See who will be the first to score a bingo!

KID ACTIVITY LIST

1. Make your own board game
2. Tell someone about Jesus
3. Climb a tree
4. Look at the stars
5. Lay outside and watch the clouds (what shapes do you see)
6. Watch an insect or animal outside
7. Go for a walk
8. Make something for someone
9. Build a fort
10. Explore something new
11. Make your own adventure
12. Write a story (or have your parents write it down for you)
13. Make a special surprise for your parents
14. Tell your parents why you love them
15. Build something
16. Play outside
17. Make a new friend
18. Watch nature and draw a picture
19. Have a lemonade stand
20. Make an obstacle course
21. Make a snack or meal on your own
22. Draw a picture of your family
23. Do something to serve someone you love
24. Play a game of tag or hide and seek
25. Blow bubbles
26. Play pretend
27. Make something out of cardboard
28. Do something new
29. Look at books outside
30. Give your parents a foot or back rub
31. Learn a new song
32. Have a dance party
33. Do something kind for neighbor or friend
34. Draw a picture of a Bible story
35. Finger paint (use paint, shaving cream, or even chocolate syrup!)
36. Do something nice for your mom
37. Play a game outside
38. Go on an adventure—in your own home!
39. Play with water outdoors
40. Have a race
41. Do a science experiment
42. Make a circus or fair at home
43. Watch an insect or animal outside
44. Make your own adventure
45. Go for a walk
46. Blow bubbles
47. Play outside
48. Play a game outside
49. Do something new
50. Build something

Perfect for
Moms+Kids

Best Summer Ever Bingo (Part 2)

MOM ACTIVITY LIST

1. Choose a hymn for each child and sing it with them
2. Share what you are learning in your Bible study with your kids
3. Lay on a blanket with your kids and look at stars
4. Color a picture with your child
5. Play a game of tag or hide and seek
6. Set up a small treasure hunt in your home or yard
7. Have a water balloon fight
8. Play outside with your kids
9. Read a book to your kids outdoors in the sunshine
10. Make a special treat together
11. Make something fun with a cardboard box
12. Make your child's favorite snack and go for a walk together
13. Do a science experiment
14. Make play-doh
15. Plant something with your kids—indoors or outdoors
16. Make paper airplanes and have a flying contest
17. Play pretend, use your imagination with your kids
18. Lay on the floor and play with your kids
19. Build something with your kids
20. Do an art project
21. Blow bubbles—homemade or store-bought
22. Run through the sprinkler together
23. Explore someplace new together
24. Paint rocks into animals
25. Read a Bible verse to your child and ask what they think
26. Turn on music and have a dance party
27. Tell your kids what you love about them
28. Make cards for family and friends and mail it
29. Visit someone who needs cheering up
30. Call grandparents together
31. Make a treat for a friend and deliver
32. Notice your kids strengths and point them out
33. Have a pretend circus or fair with your kids
34. Make a blanket fort
35. Do something to serve someone else together
36. Play "restaurant" with your child's favorite food, a menu, and fun decor
37. Have a talent show to showcase your kid's favorite talents.
38. Sing loud together, who cares about your voice
39. Dance and run around in a rain shower
40. Have a fancy meal at home
41. Go on a nature walk
42. Funny day—tell jokes and do things to make each other laugh
43. Snuggle each child longer than you normally would
44. Hug everyone today and express your love
45. Pray a verse for each child and your husband
46. Make a baking soda/vinegar volcano
47. Wash with your kids—use lots of bubbles
48. Stay up late with each kid, one at a time, and do something special
49. Play a card game in bed with your kids
50. Make ice cream sundaes

Best Summer Ever Bingo CARD 1

Use these
cards for both
the mom's and
kid's BINGO!

27	39	30	44	18
3	32	24	15	43
10	45	50	29	6
41	17	4	21	38
1	25	13	36	46

Best Summer Ever Bingo CARD 2

5	37	28	35	7
33	14	40	23	34
11	2	47	16	20
49	42	9	12	48
26	19	31	8	22

Print one for
EVERYONE!

Mama's Say "Yes" Challenge

Our kids are filled to the brim with requests for our time! Sadly, it is so easy for us as moms to push them away, brushing off their exuberant requests and pleading eyes. "Not now" or "I'm too busy" are phrases that fall so effortlessly from our lips. In our busyness, we often forget that this is the last "today" we will ever have with these loud, crazy, lovely children of ours.

Tomorrow they will be a little older. The tantrums and squabbles will fade with time, but so will the requests to "watch me one more time", the sweet lisp pleading for us to play a game, the pudgy hands clutching ours to pull us outside, the little one waking in the night just to be together.

What if this summer is the one in which we simply chose to say "yes" to those million little moments? Yes to the thousand questions they ask, yes to the pudgy hand in ours, yes to one more book, yes to the time spent outside, yes to the messes, yes to rocking them to sleep on tear-soaked nights, and yes to walking the path of Christ's love one day at a time. Perhaps in those moments we will find the sweetest treasure of childhood!

Let's love these precious children of ours just as Jesus does; we have them with us for such a short while. Our lives will one day be cleaner and less chaotic, and we won't feel so much like we are on the verge of losing our minds, but our sweetest ones will be grown. Will you choose to love this time with them and to JUMP FEET FIRST into the joyful "YES" of mothering?!

WILL YOU
CHOOSE TO
TAKE THE
SAY "YES"
CHALLENGE?

Flip the page to find your very own SAY "YES" CHALLENGE sheet! Every time you choose to say yes to a fun request from your children that you would normally turn down, mark off one of the increments on the chart.

When you reach the top, treat yourself to something yummy!

Mama's Say "Yes" Challenge

♥ TREAT YO' SELF! ♥

10

9

8

7

6

5

4

3

2

1



20 Ways to Have Fun With Your Kids

Need a few easy, fun activities to do this summer? Check these out!

1. Plan a surprise picnic.
2. Have a "cookies and milk" night each week for a sweet treat. Let your kids look forward to it!
3. Go for a drive through a lovely, scenic part of town with the windows down.
4. Go on a nature hike.
5. Wake up your kids with breakfast in bed or switch it up and have breakfast for dinner.
6. Implement a "pizza and movie night". It can be homemade, store bought, or ordered in, but make a tradition about of it!
7. Have a family dance party. All ages. Take turns letting each child pick a song!
8. Make homemade playdoh.
9. Play with your kids! Are they into sports, legos, dolls? Get on their level, set a timer for twenty minutes, and focus entirely on them!
10. Read aloud. No matter your children's ages, this is always a favorite!
11. Go on a family bike ride or on-on-one rides with each of your kiddos.
12. Plan monthly date nights with your kids. You may have to get creative during this time, but the quality time will be worth volumes!
13. Plan a water balloon fight for the family (and maybe even a friend or two!)
14. Have a monthly game night.
15. Construct paper airplanes and have a competition for whose flies the farthest.
16. Have a pillow fight.
17. Start a family book club. Choose a book to read together and discuss.
18. Have a backyard campout. Pitch your tent, toast marshmallows and share stories.
19. Look at the stars. Gather your sleeping bags and lie out on the grass and gaze away. Find constellations together!
20. Play all the fun kid games. Hide-and-Seek, Red Light Green Light, and Mother May I, and Chase are all favorites!



Short Verses to Memorize With Kids

Psalms 145:9 "The Lord is good to all; He has compassion on all he has made."

Acts 16:31 "Believe in the Lord Jesus, and you will be saved."

Proverbs 3:5 "Trust in the Lord with all your heart and lean not on your own understanding."

1 John 5:3 "In fact, this is love for God: to keep his commands. And his commands are not burdensome."

Romans 3:23 "For all have sinned and fall short of the glory of God."

Colossians 3:2 "Set your minds on things above, not on earthly things."

Psalms 150:6 "Let everything that has breath praise the Lord."

Romans 10:13 "Everyone who calls on the name of the Lord will be saved."

Philippians 4:4 "Rejoice in the Lord always. I will say it again: Rejoice!"

Genesis 16:13 "You are the God who sees me."

Psalms 138:1 "I will praise you, Lord, with all my heart."

2 Timothy 1:7 "For the Spirit God gave us does not make us timid, but gives us power, love and self-discipline."

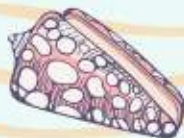
1 Thessalonians 5:16-18 "Rejoice always, pray continually, give thanks in all circumstances; for this is God's will for you in Christ Jesus."

Psalms 27:1 "The Lord is my light and my salvation whom shall I fear?"

Ephesians 6:1 "Children, obey your parents in the Lord, for this is right."

Short Verses to Memorize With Kids

Print a copy of the puzzle fish for each child and let them color a puzzle piece section each time they memorize a Bible verse from the Short Verses to Memorize with Kids verse list. Encourage them to see how quickly they can memorize verses and color in the full picture!



Fun Activity Stations

MAKER STATION

Gather cardboard boxes, toilet paper tubes, food packaging, fabric, glue, tape, and any other random materials you can find and let your kids get creative! Make costumes, robots, play houses, puppet theaters, and so much more!

PLAYDOH BIN

Put together a tub with playdoh and any extras like trays, a rolling pin, or toys (plastic animals, cookie cutters, garlic press, etc.). Store everything in a bin for easy clean up.

READING NOOK

Make cozy nook into a reading area by setting up baskets of books as well as soft pillows and blankets.

Setting up simple activity stations around your home helps to create an atmosphere of inspiration and wonder!

CRAFT CORNER

Set up a craft area in your home complete with crayons, markers, scissors, glue and any other craft supplies you have on hand! Let the art begin!

WRITING AREA

Set a little corner table as a writing station complete with pencils, cheap stationery, envelopes and paper and crayons to make cards for family and friends. If you would like make a little mail box out of a cardboard box to deliver family letters!

Summer Ideas to Strengthen Siblings

FRIENDSHIP NOTEBOOK: Buy a notebook for all the kids in your house to share. This is to be a means of communicating in a kind, positive way with one another. Have one sibling start out, writing a personal note, funny joke, drawing a comic or a picture for another sibling. Then he can take the journal and set it on that sibling's pillow for them to discover. Then the receiving child can do the same for a different sibling. Let the gift of friendship circulate freely!

SIBLING CHALLENGE JAR: Make a jar full of slips of paper noted with fun activities for your kids to do together. Bonus if they can work together as a team to accomplish a mission!
Sample Sibling Challenges: Build a blanket fort together, make food for the family together (they get to plan and cook!), build something together, play a game as a group, go on an adventure outside together. And be sure to ask your kids to help you brainstorm ideas for the jar!

TEACH HONOR: An awesome concept to teach kids is honor (Romans 12:10). We honor our siblings (and ALL people!) because they are special creations, made by God in His own image. Talk to your kids about honoring one another with their actions, words and thoughts. Then be sure to point out and praise them when you see them practicing honor as well!

KINDNESS CONNECT FOUR: Do your kids argue more than you would like? Help them stretch their kindness muscles with the kindness game found in this packet! Another helpful idea is to set up a kindness jar. Every time you notice your kids being kind to one another, put a small glass jewel (easily found at a dollar store) into a jar. When they have earned enough jewels to fill the jar, do something special together and talk about how good it feels to practice kindness!

Kindness Connect Four Game

INSTRUCTIONS: Print a game board for each child. As they demonstrate a trait of kindness, let them color in that circle piece. Have them try to get four in a row. For a fun variation, play with a sibling to practice friendly competition and good sportsmanship.

Use
Gentle
Hands

Be
Patient

Ask
Nicely

Pray
for One
Another

Say
Please

Serve
Others

Offer a
Helping
Hand

Share

Forgive

Give of
Yourself

Consider
Others
First

Treat
Fairly

Play
Together

Think
Good
Thoughts

Thank
God for
Others

Make a
Treat

Therefore, as God's chosen people, holy and dearly loved, clothe yourselves with compassion, kindness, humility, gentleness and patience. Colossians 3:12

Character Builders for Kids

Looking for a few ways to help your kids grow this summer?
Try these ideas!

Let's bring the fun back into chores this summer! Ask kids to think of ways they can make chores more fun, time them while they do them to see if they can beat their previous time, have chore olympics in which each person competes in a particular "chore sport" for a gold medal (cookie), turn music up loud and let everyone jam out while they clean, set the timer for ten minutes to see if everyone can complete their chore before the buzzer sounds, etc. To step the fun up a notch, print off a chore fun ticket for each kid found in this packet!

CHORE FUN

Patience always seems to be in short supply. That is why practicing our patience is so important! Help your kids find joy in being patient this summer by using the Diving into Patience printable with your kids (included in this packet! Print and hang the diving into patience chart on the refrigerator. Whenever you see your child practicing patience in a situation, let them color a wave in on their chart. When their patience pool is full, have a popsicle party (or something else fun) with your kids!

DIVE INTO PATIENCE

Emotions run high when a child is feeling frustrated. It's our job as parents to teach techniques to help our kids calm down during hard situations. Set up a peaceful corner in your home for your kids to go during heated moments. Ideas for items in your peace corner: comfy pillows and blankets, worship music on CD, pretty Scripture cards to read, calming books, paper and crayons to draw, blocks to build. When your child is feeling out of control, take them to the peace corner and talk them through how to calm themselves down (pray, draw a picture, sing, etc.)

PEACE RETREAT


Add ease to your summer mornings! Simply choose five things you would like your kids to do first thing in the morning, symbolizing one thing for each finger. Ideas include: brush teeth, get dressed, set breakfast table, make the bed, read a book, comb your hair, pick up your room, put breakfast dishes in the dishwasher, etc.) When your kids complete the tasks for all of their fingers they can come and give you a high five. Have kids race to see who can give you the first high five for completing their morning jobs!

HIGH FIVES

I led them with cords of human kindness, with ties of love. To them I was like one who lifts a little child to the cheek, and I bent down to feed them.

Hosea 11:4

Diving into Patience!



Get Excited About Summer Chores

Print and use this ticket to bring some fun into your kids chores! For every chore your child completes, either from their normal daily chores or an extra chore list, have them mark off a number. When the ticket is fully punched, celebrate with some family fun!

1 2 3 4 5 6 7 8 9 10 11 12 13 14

THE GREAT BIG
FUN TICKET

15 16 17 18 19 20 21 22 23 24 25 26 27 28

1 2 3 4 5 6 7 8 9 10 11 12 13 14

THE GREAT BIG
FUN TICKET

15 16 17 18 19 20 21 22 23 24 25 26 27 28



Bible Charades

GET READY FOR SOME FUN!

Get your kids minds working and break up some mid-day boredom with this funny activity! Simply print and cut out the charades cards and place in a bowl. Take turns choosing cards, acting out what is on the card and seeing who can guess the Bible story being portrayed!

Bible Charades Cards (Part 1)

Daniel in the
Lion's Den



Jonah and
the Whale



Shadrach, Meshach
and Abednego
(and the fiery
furnace)



Zacchaeus (the little
man who climbed
in a tree to see
Jesus)



Jesus Riding a
Donkey on
Palm Sunday



David
and Goliath



Noah, the Ark
and the Flood



The Story
of
Creation



Paul on the
Road to Tarsus
(hears Jesus,
goes blind)



Adam + Eve
+ the Snake



Bible Charades Cards (Part 2)

The Wise Men
(seeking
Jesus)



The Parable of
the Prodigal Son
(who eats pig slop)



The Last
Supper

John the Baptist
in the wilderness
(eating locusts
and honey)



The Tower
of Babel



Jesus is
Born in
a Manger



Moses Parts
the Red Sea

Miracle
of the Fish
and Loaves



Lot's Wife Turns
to a Pillar of
Salt



Ten Plagues
of Egypt

Missionaries at Home Challenge!

YOUR KIDS ARE GOING TO LOVE THIS
(and you will too!)

Oftentimes when we think of missionaries, we imagine far-off places and third world countries. However, most of us will never leave our homes and travel to these distant places. But we are still God's missionaries!

God has a mission for us, here in our own communities. We can be mission-minded at home, remembering that God has a plan for us to "go and make disciples of all nations" (Matthew 28:19a).

This summer, let's be intentional to pray for current missionaries in other countries, serve together in our own family units, and plan days and activities to shine God's love to those in our own neighborhood!

You can play this game of "Bingo" by attempting a single row, two rows or go all out for a blackout board! Be sure to share your pictures of your family completing your Bingo sheets on our Help Club for Moms Facebook page! We'd love to follow your journey and be encouraged by your faith! And remember, have FUN!

Missionaries at Home Challenge! (Part 2)

INSTRUCTIONS: PRINT OFF BINGO CARDS FOR EACH KID.
MARK NUMBERED SPACES ON CARD AS YOU COMPLETE
TASKS BELOW!

1. Make a missions giving box to collect spare change from your family this summer! A jar works just fine, too!
2. Write a letter of encouragement to a missionary friend!
3. Pray for God to show you where He would like your family to help in your local community (perhaps with your church or a local ministry).
4. Make a bulletin board or grab a chalkboard that you can place somewhere that gets a lot of traffic in your home. Write three ways you can pray for your local community!
5. Operation Kindness Door! Is there someone in your life that you know could use a little extra love in the season they are in? Have your kids write a few encouraging Bible verses on about 10 index cards (1 per card) and 5-10 sweet notes of encouragement on other index cards. Make sure at least one says you are praying for them! Grab some tape and tape them to their front door! What a sweet surprise to come home to!
6. Make cookies for a neighbor or two! Before you deliver them, pray for those neighbors to know the love of Jesus. Write them a short note saying you are praying for them and add a little Bible verse about God's love for them!
7. Host a movie night! Show a faith-based movie along with popcorn and other treats! Here is a short list of just a few good options: Courageous, Soul Surfer, Luther, Fireproof, The Prayer Room...
8. Grab some chalk! Go to a local park or even your front yard sidewalk if it's in a busy community, and write a Bible verse (John 3:16 is a great example!). Write other encouraging notes like: "God loves you!", "You are known and LOVED by God", "Believe in Jesus!". Let the kids get creative! You never know who might come across it and how God will use it for His glory!
9. Invite someone to attend church with you!

Missionaries at Home Challenge! (Part 3)

10. Make and send a care package for a missionary, someone serving in the armed forces, a homeless person, or a college student!
11. Organize a Neighborhood Help Day! Make a small flyer offering to help neighbors in need, whether it's yard work, home organization, errands, or meals. Write down your email on there as a way they can send in their requests! Spend one day this summer serving your neighbors and shining the light of Jesus!
12. Paint Rocks! Find or purchase some smooth surfaced rocks and paint them! Add Scripture verses to them or simply write "God loves you!" somewhere on the rock! Place them in your yard. Be sure to pray for your neighbor as you find a special place to put it!
13. Gather some friends and make gifts for kids in the hospital! They can be simple care packages or something crafted, and deliver them! Be sure to include a note of encouragement and share about God's love for them!
14. Help cook/serve meals at a homeless shelter!
15. Fast for one meal! Choose a people group to pray for while you fast! Keep this age-appropriate of course. Little ones will likely not understand fasting. This is meant for older children.
16. Host a small talent show and take donations! Give all donations to a local charity, homeless shelter or Christian ministry.
17. Plan an Evening of Prayer! After dinner one evening, cover the world in prayer! Put some soft worship music in the background. Have each family member put 3 things they'd like to pray for in a jar. Take turns passing the jar and praying for each and every one! Pray for different countries, people groups, government leaders. Pray for peace, for healing, for food & shelter for families, and any way that the Holy Spirit leads you! Feel free to invite others. You can even bake a special treat to enjoy once prayer time is over!
18. Choose a book to read aloud as a family over the summer about a missionary and their adventures for Christ!
19. Contact someone who is or has been a missionary and have your kids interview them to learn about their experience!
20. Memorize "The Great Commission" as a family! Matthew 28:18-20

Missionaries at Home Challenge! (Part 4)

CARD 1

4	19	12	6	13
11	3	5	18	10
2	8	17	9	1
15	14	16	7	20

CARD 2

14	7	2	11	9
10	4	18	20	3
17	1	5	12	15
6	13	19	8	16

Let's Get Messy This Summer

- **Mud Kitchen:** Just find a pile of dirt and a hose or pitcher of water and let your kids go to town. Bonus if you are able to scrounge up some little bowls, cups or spoons.

- **Cloud Dough:** This soft dough is AMAZING! It is so fluffy but sticks together well. Add some sea shells, plastic animals, smooth stones, or any other item that would be fun for your kids!
Recipe: Mix together 1 cup baby oil and 8 cups flour. Easy!

- **Shaving cream:** Buy a couple of the cheapest bottles of generic shaving cream. Let your child squirt it in your unfilled bathtub or shower and have fun finger painting or slipping and sliding with the foamy shaving cream. Clean up is easy, just turn on the bath!

- **Baking Together:** Let your kids choose a recipe and make it (with your help for littles and on their own for bigs)! Cooking with kids may get messy, but it teaches volumes and is a sweet memory with your sweeties!



Let's Stay Clean(ish)

- **Glow Stick Party:** Pick up a couple packs of glow sticks from the dollar store, wait for dark, turn on some fun music and have the best glow-in-the-dark dance party ever!
- **Water play:** Turn on the sprinkler or provide a couple buckets of plain or soapy water and let your kids have some splashy fun. Or bring the water play indoors by adding some food coloring to a bath for a colorful experience!
- **Nature Walk:** Explore your neighborhood sidewalks or trails and encourage your kids to collect any specimens they find along the way. When you return home, think of fun ways to display their treasures (gluing their finds on paper or even looking up a couple of their finds online to see if they can identify them).
- **Make Ice Cream in a Bag:** So fun!! All you need is two ziplock bags (1 large and 1 small) and a handful of ingredients! Time to get started! Pour 1 cup of half and half into a small ziploc bag. Add 1.5 teaspoons of vanilla extract and 1 tablespoon of sugar. Seal the bag firmly and get any excess air out (add a couple pieces of tape to the opening if you'd like). In the larger ziploc bag, fill about 1/2 way full with ice. Add 1/4 cup of salt. Place the small bag into the larger bag and fill with extra ice on top. Seal the large bag. Shake for 6 minutes (you may need gloves!). Take the small bag out, rinse bag, open, scoop.
ENJOY!!




Please Come Join Us!

PRINT THIS + HANG IN YOUR HOUSE!



Would you like more encouragement as a mom?



Check out our new book
"The Help Club for Moms"
and our website:
helpclubformoms.com
for more amazing inspiration,
practical tips, and heart changing
Bible studies!